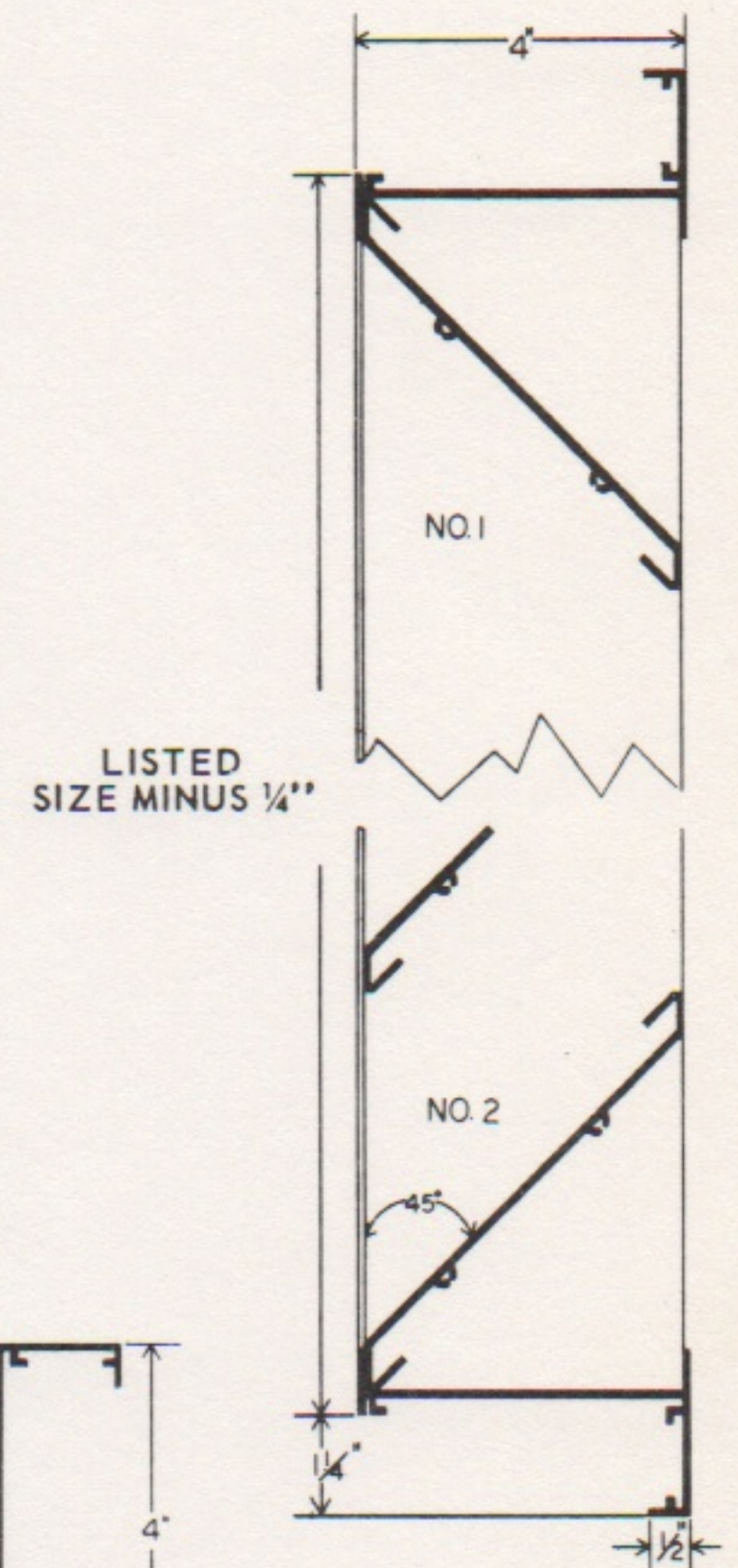




JOB
LOCATION
ARCHITECT
ENGINEER
CONTRACTOR



SPECIFICATION SHEET

OUTSIDE LOUVRE - 4L(W)F - 45° BLADE (WEATHER RESISTANT, FLANGED FRAME)



POSITION NO. 1-STANDARD
POSITION NO. 2-ON REQUEST

MODEL: 4L (W) F 45° Blade
Four inch louvre, weather resistant, with Flanged Frame.
Approximately 60% free area.

CONSTRUCTION:

Extruded Aluminum throughout
.081 Nominal wall thickness
Louvres are screw locked for added rigidity
Anodized aluminum finish is standard
Bird Screen available as option
Insect Screen available as option.